



 **MITSUBISHI**[®]
L200



+971 561144253






























VOL

MENU

SETTING

RPT
1


MIX
2

3

4

5

A-Z
6

PUSH 

PUSH OK

RADIO

MEDIA

DISP






















2025 MODEL MITSUBISHI L200 DOUBLE CAB PICKUP GL 2.4L DIESEL 4WD MT

2.4L DIESEL 4 CYLINDER INTERCOOLED TURBOCHARGED DIRECT INJECTION
DIESEL ENGINE (4N16 LP)
ELECTRICAL FUEL INJECTION SYSTEM (COMMONRAIL) + FUEL HEATER FOR COLD
ZONE
MAX. OUTPUT (DIN-NET): 81KW / 108HP
MAX TORQUE (DIN-NET): 200Nm/3500RPM
5 SPEED MANUAL TRANSMISSION WITH EASY SELECT 4WD

WEIGHT & DIMENSIONS

BODY DIMENSION (L X W X H): 5220MM X 1815MM X 1775MM
GROSS VEHICLE WEIGHT: 2850 KGS; KERB WEIGHT: 1790 KGS
WHEELBASE: 3000MM
CARGO DIMENSION (L X W X H): 1520MM X 1515MM X 475MM

COMFORT & INTERIOR

FRONT : SPORTS TYPE SEPARATE FABRIC SEATS WITH MANUAL
SLIDING/RECLINING
REAR : LOW BACK BENCH SEATS WITH HEAD RESTRAINT X 02
REMOTE KEYLESS ENTRY SYSTEM- 02 KEYS WITH PROTECTOR
TILT & TELESCOPIC URETHANE WRAPPED 3-SPOKE POWER STEERING WHEEL
AM/FM CD PLAYER WITH 2 SPEAKER + USB CHARGING OUTLET
BLUETOOTH® WIRELESS TECHNOLOGY / MICROPHONE
MANUAL A/C – A/C CAPACITY UP FOR EXTRA HOT ZONE + HEATER
URETHANE WRAPPED TRANSMISSION KNOB & PARKING BRAKE LEVER
3.5” MULTI INFO. DISPLAY WITH SPEEDOMETER + RHEOSTATMETER +
TACHOMETER + ODOMETER
INNER DOOR HANDLE – BLACK
POWER WINDOWS FRONT/REAR WITH AUTO UP-DOWN & ANTI-TRAPPING
FUNCTION (DRIVER’S SIDE)
SUNVISOR + SUNGLASS HOLDER + DAY/NIGHT INSIDE REAR VIEW MIRROR
GETTING ON/OFF GRIP (BOTH SIDE) + ASSIST GRIP (PASSENGER)
12V ACCESSORY SOCKET IN CONSOLE BOX
CIGAR LIGHTER; CAN TYPE ASHTRAY
GLOVE BOX WITH KEY CYLINDER & ILLUMINATION

EXTERIOR

DAYTIME RUNNING LIGHT WITH BEZEL / AUTOLIGHT SYSTEM WITHOUT OFF
SWITCH

BLACK EDITION - FRONT BUMPER & STYLISH REAR BUMPER
BLACK EDITION - STYLISH FRONT RADIATOR GRILLE
BLACK EDITION - OUTER DOOR HANDLE + REAR GATE HANDLE
BLACK EDITION – ELECTICALLY ADJUSTABLE & MANUAL FOLDING DOOR
MIRROR
WINDSHIELD GLASS WITH UV RAY REDUCTION + REAR WINDOW DEFOGGER &
TIMER
HALOGEN HEADLAMP WITH MANUAL LEVELLING
FRONT & SIDE TURN SIGNAL BULB TYPE ON BUMPER
REAR FOG LAMP (LED) + FRONT FOG LAMP WITH BEZEL (LAMP)
FRONT RAIN SENSING WIPERS
FRONT & REAR MUD GUARD
CARGO BED OUTER HOOKS X 08
FRONT SKID PLATE & ENGINE ROOM UNDER COVER
FRONT TOWING HOOK & FRONT TIE HOOK DOWN
THREE DIAMOND BADGE (FRONT/REAR) & “L200” MARK ON THE LEFT SIDE
(REAR)
FUEL TANK CAPACITY : 75 LITERS
TIRES FR/RR/SPARE : 205/R16 8PR SILVER STEEL WHEELS + SPARE TYRE

SAFETY & DRIVING PERFORMANCE

SPEED SENSING AUTOMATIC CENTRAL DOOR LOCK / CHILD SAFETY LOCK
IMPACT SENSITIVE UNLOCK MECHANISM
EMERGENCY STOP SIGNAL SYSTEM / BRAKE OVERRIDE SYSTEM
HILL START ASSIST / TRAILER STABILITY ASSIST
ACTIVE STABILITY CONTROL
ANTI – THEFT ENGINE IMMOBILIZER
2 SRS AIRBAG, DRIVER & FRONT PASSENGER
ANTILOCK BRAKING SYSTEM (ABS) WITH EBD / BRAKE ASSIST SYSTEM
FRONT/REAR 3P SEATBELT WITH ELR X 02 + 2P CENTER LAPBELT (REAR)
HEAVY DUTY COMFORT SUSPENSION & FRONT STABILIZER BAR
REAR BODY GUARD FRAME
BRAKES FRONT : 290MM VENTILATED DISCS
BRAKES REAR : 11.6" LEADING & TRAILING DRUMS.